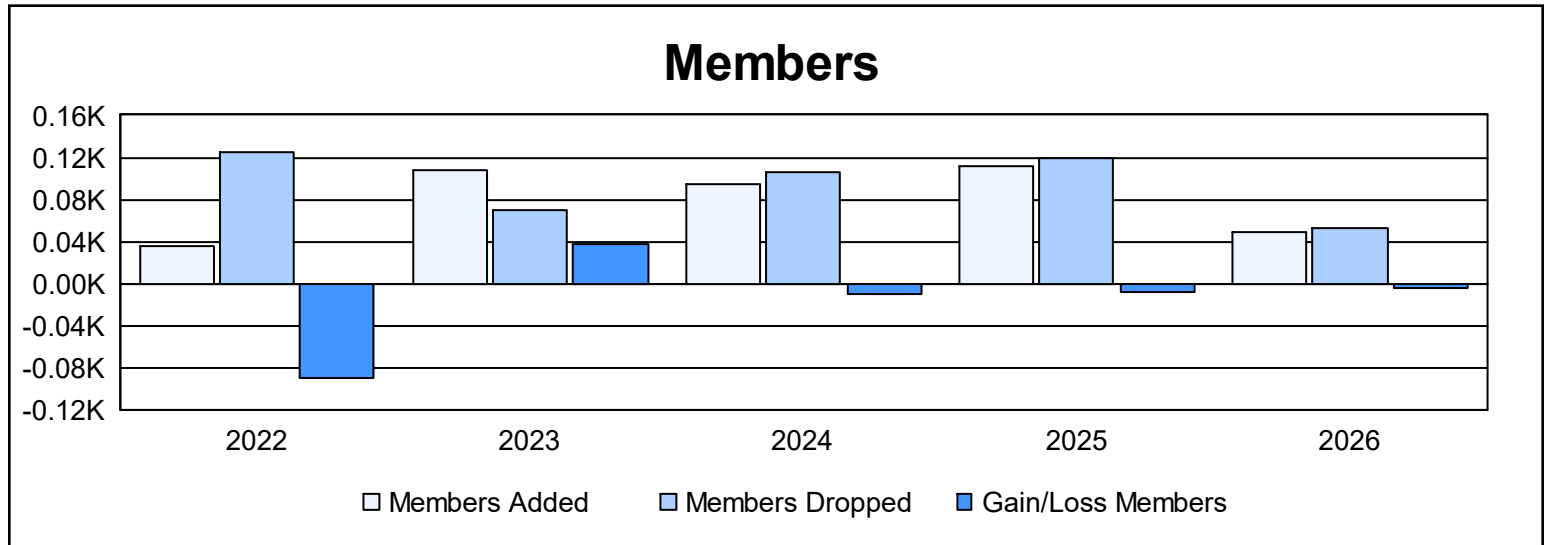
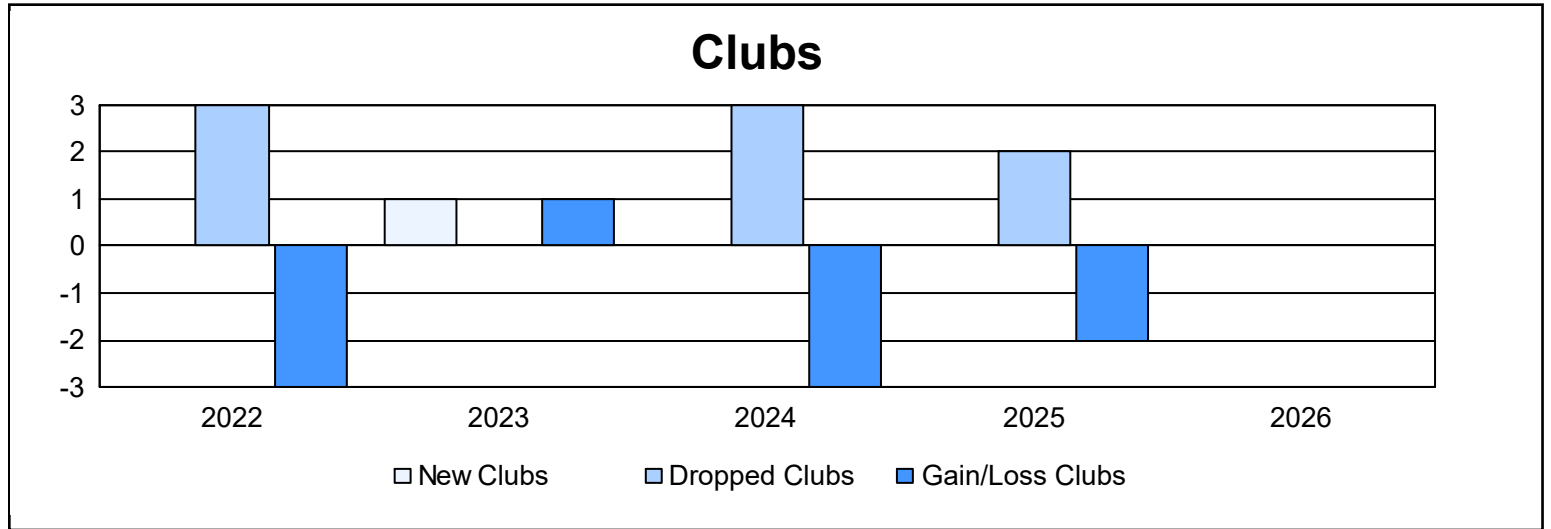
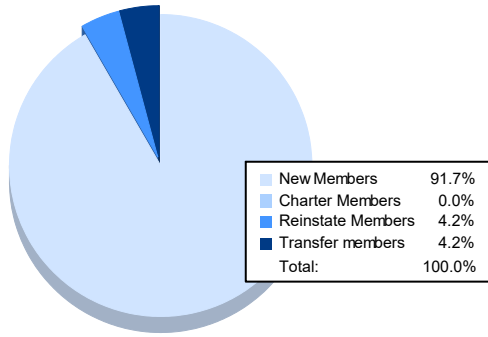


| Year | New Clubs | Dropped Clubs | Gain/ Loss Clubs | New Members | Charter Members | Reinstate Members | Transfer Members | Total Member Added | Total Members Dropped | Gain/ Loss Members |
|----------------|-----------|---------------|------------------|-------------|-----------------|-------------------|------------------|--------------------|-----------------------|--------------------|
| 2021-2022 | 0 | 3 | -3 | 32 | 0 | 2 | 1 | 35 | 124 | -89 |
| 2022-2023 | 1 | 0 | 1 | 65 | 25 | 16 | 1 | 107 | 69 | 38 |
| 2023-2024 | 0 | 3 | -3 | 87 | 0 | 3 | 5 | 95 | 106 | -11 |
| 2024-2025 | 0 | 2 | -2 | 102 | 0 | 9 | 1 | 112 | 120 | -8 |
| 2025-2026 | 0 | 0 | 0 | 44 | 0 | 2 | 2 | 48 | 52 | -4 |
| Average | 0 | 2 | -1 | 66 | 5 | 6 | 2 | 79 | 94 | -15 |



Membership Composition April 2026 Cumulative



Gender Composition April 2026 Cumulative

